

SOCIAL



IM Employment Grant

2,600

Job opportunities created

11%

Salary increased



Village Enhancement & Empowerment Programme (VEEP)

>6,000

Villagers benefited

>50%

Income increased



IM Makmur

2,300

Households benefited

65%

Income increased



IM Urban Farming

Average yield income generated

RM2,800

Target participants' income

RM5,000
per month



Youth 2 Biz

40.5%

Increase in sales

84

Job created



IM Social Hero Awards (IMSHA)

120

Collaborative network with NGOs established

>RM6 million

Contribution equivalent given during pandemic



Lifestyle, Arts, Culture and Heritage programmes

1,000

International and local performers

30

Partners

18,500

Attendees



Capacity Building Programmes

3,000

Students

125

courses

>7,000

Local community

CONNECTIVITY

RTS Link (MRT Corp)

Bukit Chagar Station
Malaysia

BUKIT CHAGAR
MALAYSIA

Interchange with:

KTM Intercity

KTM ETS

Iskandar Rapid Transit

6 minutes
from JB to
Singapore

10,000
passengers
per hour

TRAIN CAPACITY

WOODLANDS NORTH
SINGAPORE

Interchange with:

Thomson-East Coast MRT Line

Woodlands North
Station Singapore



TRAIN

4 cars per train set



SPEED

Maximum operation speed is 80km/h



FREQUENCY

3.6 minutes (ultimate) during peak hours



TOTAL LENGTH

4km in length



NUMBER OF STATION

2 stations



RIDERSHIP

Estimated to carry 40,000 passengers per day



DEPOT

RTS Link Maintenance Depot will be located at Wadi Hana, Johor Bahru



UNIVERSAL ACCESSIBILITY DESIGN

RTS Link facilities will be equipped with OKU friendly facilities that comply with MS 1184 : 2014



PRIME MINISTER'S DEPARTMENT



ISKANDAR MALAYSIA

Report Card

2006 - 2022



**RECOVERY SUPPORTED
BY RESILIENT
ECOSYSTEM**



Iskandar Regional Development Authority (IRDA)

#G-01, Block 8, Danga Bay, Jalan Skudai
80200 Johor Bahru, Johor, Malaysia

Tel: +607 233 3000 | Fax: +607 233 3001

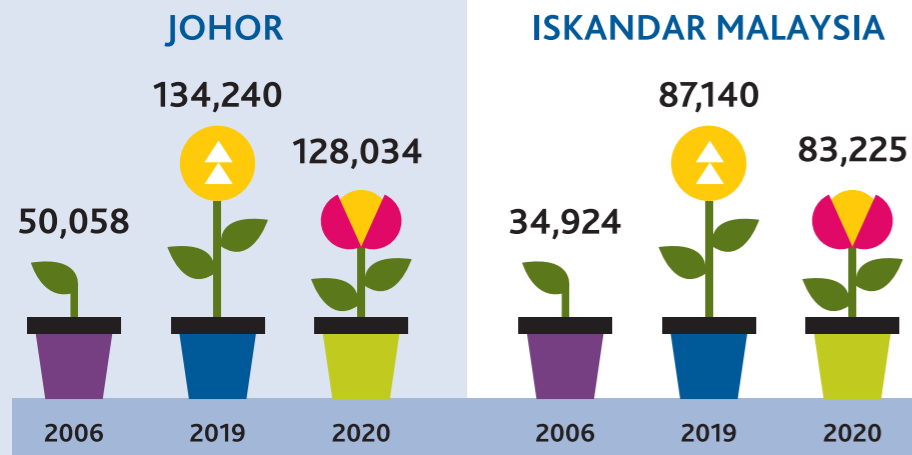
www.iskandarmalaysia.com.my

IskandarMalaysiaOfficial IskandarMalaysia IskandarMsia

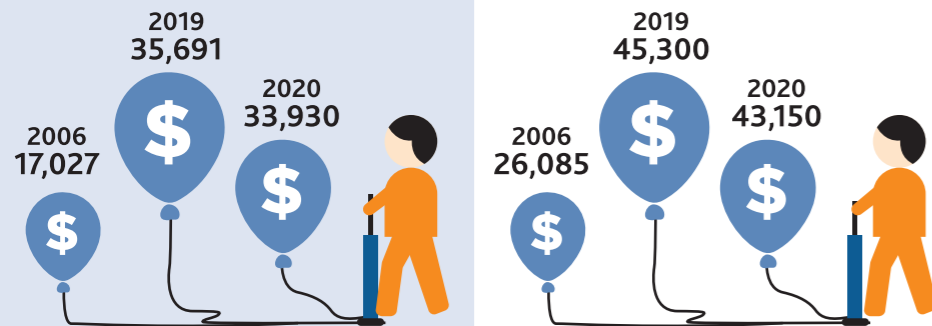


ECONOMIC


GDP (RM mil)



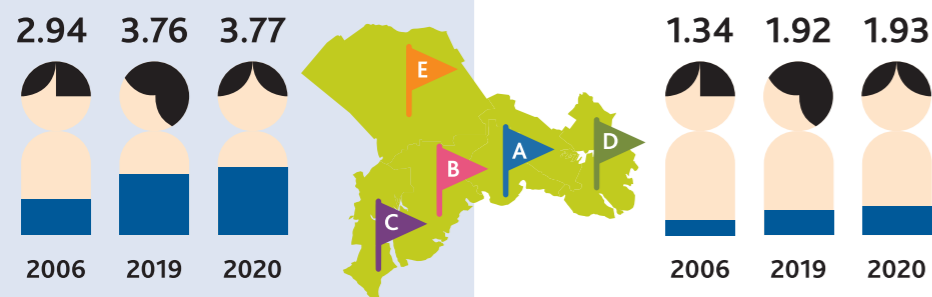
GDP per Capita (RM)



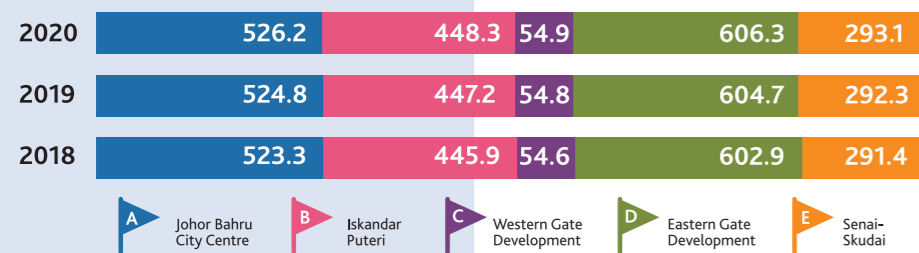
GDP Composition by Economic Sector



Population (mil)




Population by Flagship in Iskandar Malaysia ('000)




INVESTMENT

Cumulative Recorded Investment

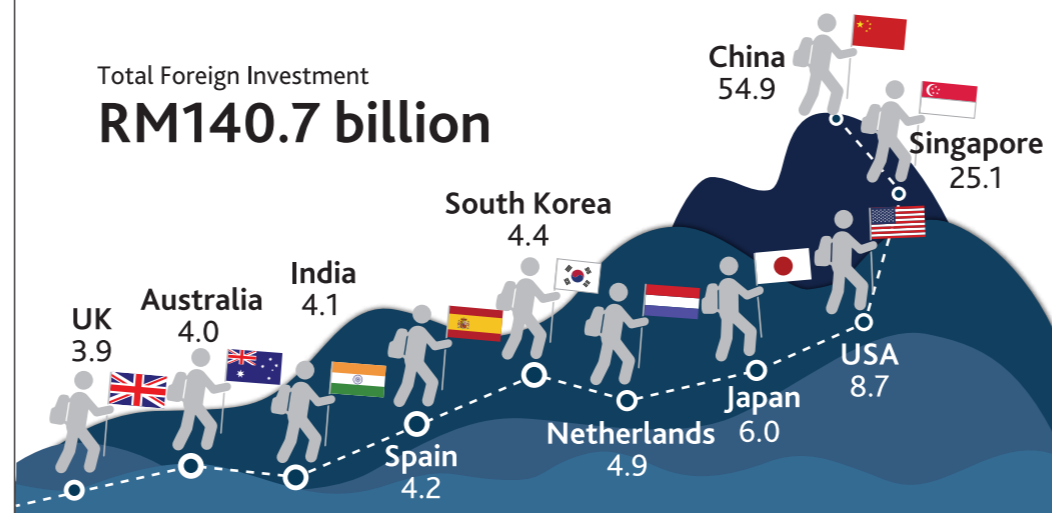


Cumulative Recorded Investment by Sector 2006 - 2021

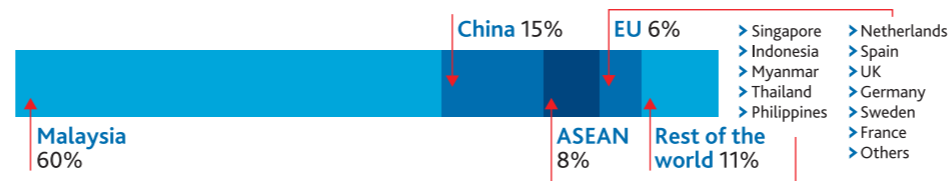


*Values are stated in RM billion

Top 10 Foreign Investment in Iskandar Malaysia 2006 - 2021



Source of Investment



ENVIRONMENT

CDP Cities A List 2019 & 2020

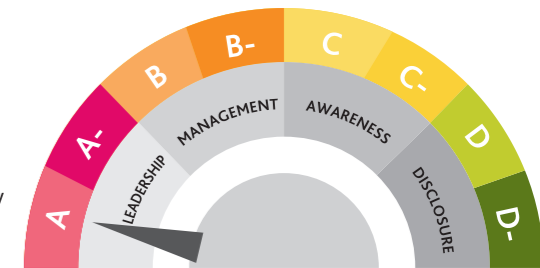
Iskandar Malaysia scored A two years in a row!

Iskandar Malaysia has been recognized as one of 88 cities in the 2020 CDP Cities A List for its leadership and transparency on climate action.



CDP A List Criteria

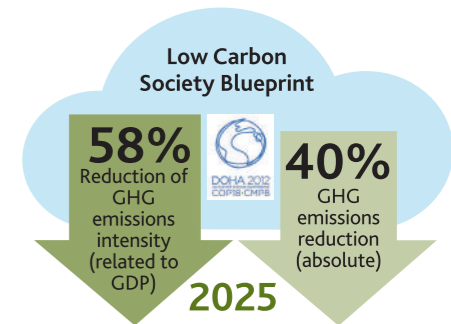
- A city must have disclosed its data publicly
- Produce a city-wide emissions inventory
- Set an emissions reduction target
- Published a climate action plan and completed a vulnerability assessment to understand its climate hazards and their impact



How cities are scored?

Low Carbon Society (LCS)

Iskandar Malaysia continues to stamp its mark in the global low carbon scene as it recorded a **19.7%** reduction in carbon intensity emission based on its Greenhouse Gas Inventory (GHG) 2019.



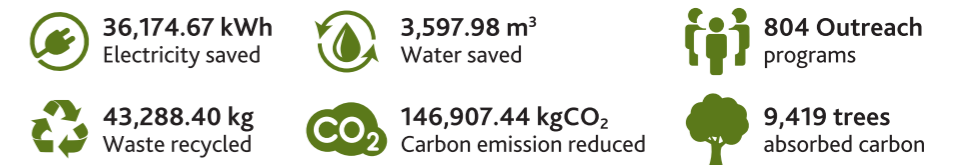
Green Accord Initiative Award (GAIA)



Green Accord Initiative Award (GAIA) is awarded to industrial, commercial, township and individual properties in recognition of green credentials.

Green Community Carbon Reduction Program (GCCRP)

Promoting awareness and embracing low carbon lifestyles among Iskandar Malaysia's community. *Data collected from the program held throughout the 2021 GCCRP



Iskandar Malaysia Ecolife Challenge (IMELC) 2021



IMELC aims to educate and encourage the community to lead a low carbon lifestyle by saving water, electricity and practicing 3R.

